

The background of the slide is a light gray gradient with several realistic water droplets of various sizes scattered across it. The droplets have highlights and shadows, giving them a three-dimensional appearance.

# **HELP AT HAND**

## **STATE AND REGIONAL DISASTER RECOVERY RESOURCES**

**JEFF FUTCH, WESTERN OFFICE DNCR AND  
HEATHER SOUTH, WESTERN REGIONAL ARCHIVES**

**NCPC ANNUAL CONFERENCE  
NOVEMBER 15, 2019**



# Cultural Resources Emergency Support Team

## STATEWIDE RESPONDERS

26 DNCR COLLECTIONS EXPERTS FROM MUSEUMS, ARCHIVES, LIBRARY, AND ARTS COUNCIL



### Regional Support

2-3 additional in each region

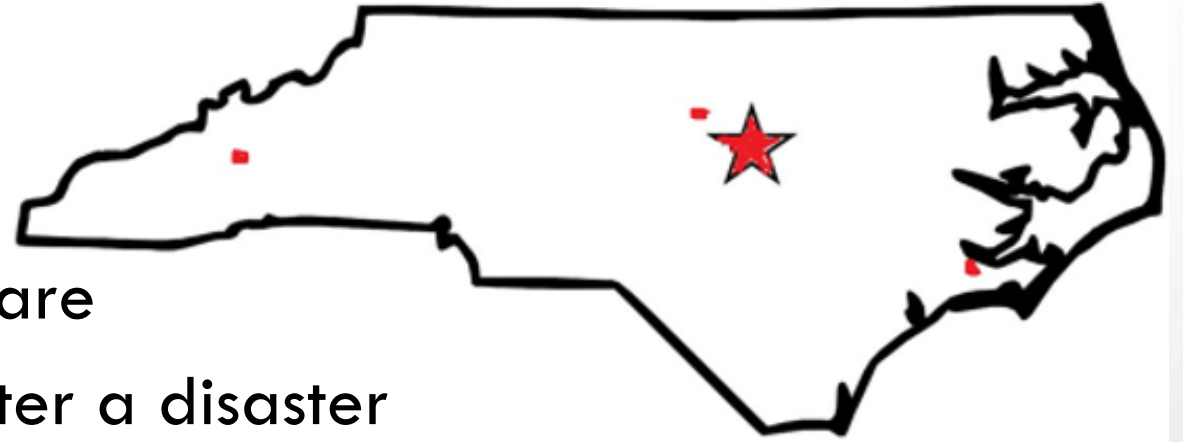


### Conservation Support

All DNCR + 2-3 in private practice

## CREST Provides:

- Hands-on workshops in collections care
- **Triage and recovery assistance** after a disaster
- **Hands-on assistance** with writing and maintaining a disaster plan
- **Supplies and resources**
- FEMA, CERT & ICS training,
- Developing professional peer networks





CREST members worked to get collections righted and air drying after Hurricane Dorian at Waterman's Museum in Ocracoke, NC.

**CREST = Variety of Assistance**





CREST and MACREN members working to set up air drying spaces  
Water heater failure flooded Special Collections at Pack Library  
in Asheville, NC.



CREST helping with salvage at Lees  
McCrea College Archives. Frozen pipe  
burst and rained onto collections in  
Banner Elk, NC



CREST set up artifact recovery information stations at FEMA Disaster Centers after Hurricane Matthew, Lumberton, NC.



CREST helping clean up graffiti on Juduculla Rock in Sylva, NC.



CREST members trained air drying techniques to the AMY County Library Friends group so they could continue the salvage efforts after a pipe break flood in Burnsville, NC.



CREST called on partners from the Museum of the Albemarle, State Historic Preservation Office, and State Historic Sites to lend their expertise at the Windsor Craftsman & Farmers Museum after 2016 flooding caused by Hurricane Matthew, Windsor, NC.

**CREST = Cross Divisional Response**



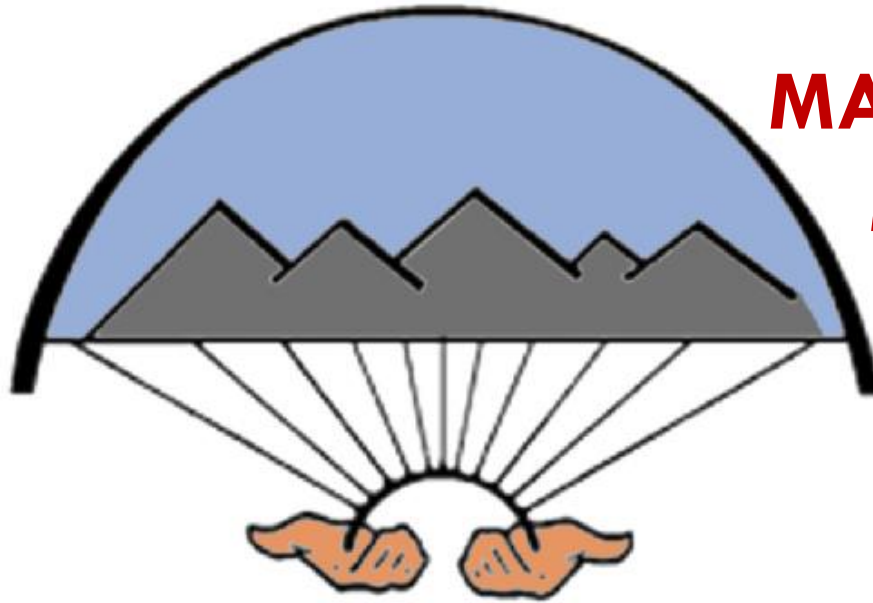
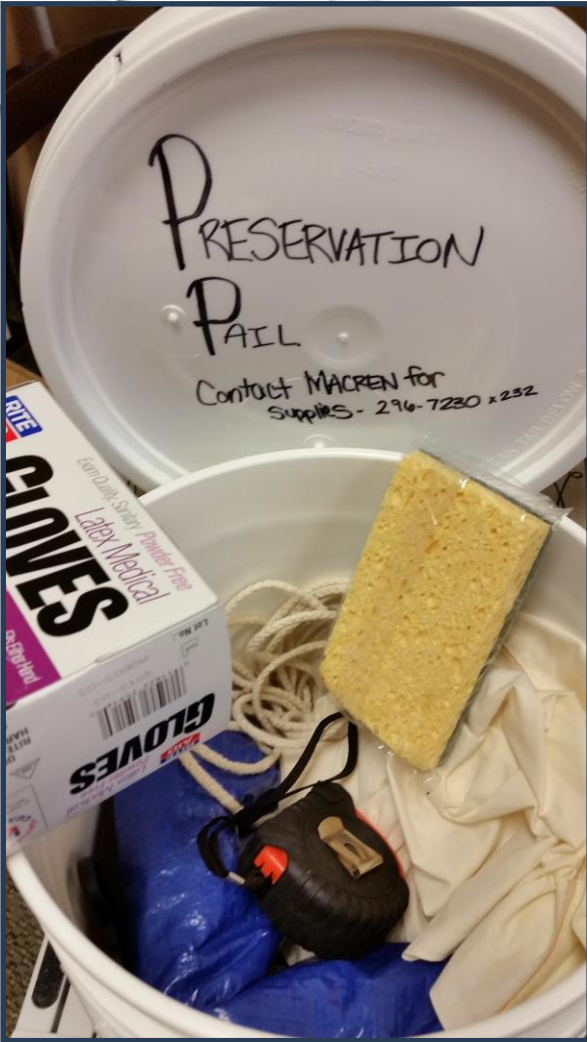
**CREST = Network and Attention**



## AREA CULTURAL RESOURCES EMERGENCY RESPONSE NETWORKS (ACRENS) CAN SHARE:

- Quick assessment of staff and supply needs
- Recovery labor force
- Bulk purchase supplies sharing
- Recovery equipment loans
- Store back-up files as mutual aid
- Vendor recommendations





MOUNTAIN AREA CULTURAL  
RESOURCES EMERGENCY NETWORK

# MACREN Memo

## MACREN Memo

Mountain Area Cultural Resources Emergency Network. (MACREN) members recently participated in Community Emergency Response Team (CERT) training. Here are a few highlights that can be applied to collections and hazard mitigation:

### 9 Step Size-up

These steps were designed for search and rescue missions, but in emergencies we sometimes have to do our own sort of search and rescue and the steps are applicable:

1. **Gather Facts**— What happened, what's involved, how large etc.
2. **Assess Damage**— How bad is it, is the building safe etc.
3. **Consider probabilities**— could there be electrical issues, flooding or could another round of storms come through etc.
4. **Assess Your Situation**— are you and your family safe, do you have the right gear to get into your building etc.
5. **Establish Priorities**— what needs to be done first, where are the most critical areas etc.
6. **Make Decisions**— who needs to be notified, where are you going to set up etc.
7. **Develop an Action Plan**— We'll start on vault 1 or gallery 4 etc.
8. **Take Action**— This team will check out the 2nd floor and report damage, this team will pack up the books etc.
9. **Evaluation Progress**— 2 rooms cleared, this is working, this isn't and then make adjustments

### Use LIES when considering chemical storage:

- Limit
- Isolate
- Eliminate
- Separate

This applies to cleaners, maintenance areas with paint, thinners etc. Be sure to be mindful of the types of chemicals your museum is storing and if there could be potential issues due to quantities or mixing etc.

### Four Phases of a Disaster:

Impact, Inventory, Rescue, and Recovery. These phases are not finite, you are constantly revisiting them as the disaster progresses or as you regroup after an emergency to your collections to assess the situation, what worked, what didn't and how you can change the rescue and recovery strategy for the next time something happens.

## MACREN Memo

By Heather South

The Mountain Area Cultural Resources Emergency Network, MACREN, report that all things are still quiet on the Western NC front (Quick, someone knock on wood!)

A dozen Preservation Pails are complete and we've started distributing them around the region.



In addition to the tarp, sheeting, screens, pencils, rope, tools, sponges etc. that are part of the pails, Heather South has created a MACREN Salvage Guide booklet that includes salvage techniques, information, and resources. She is working on creating a pdf of the booklet that will be available later this year.

Remember if you ever need assistance, guidance, or even just some moral support, MACREN is just a phone call away. 828-296-7230

## Preservation Pails

“These are handy, portable, and are the essentials to get recovery efforts started. Everyone needs a jump start once in a while. These Preservation Pails are just that, a jump start for our collection recovery and by spreading them out, our small effort will make a big difference.”

# HISTORY AT HAND CONTACTS

## CREST

Adrienne Berney 919-814-6641 [adrienne.berney@ncdcr.gov](mailto:adrienne.berney@ncdcr.gov)

## MACREN

Jeff Futch 828-296-7230 x222 [jeff.futch@ncdcr.gov](mailto:jeff.futch@ncdcr.gov)

Heather South 828-296-7230 x232 [heather.south@ncdcr.gov](mailto:heather.south@ncdcr.gov)

## TRIAD-ACREN

Marian Inabinett 336-883-3185 [marian.inabinett@highpointnc.gov](mailto:marian.inabinett@highpointnc.gov)

## PACREN

Adrienne Nirde 704-889-7145 [adrienne.nirde@ncdcr.gov](mailto:adrienne.nirde@ncdcr.gov)