

# A Snapshot of Facts & Figures

## About

The Heritage Health Information Survey (HHIS), collected in 2014, was designed to provide insights into how the institutions that hold our national heritage in trust are progressing over the past decade in the level of care they provide these invaluable items.


The HHIS Report, released in 2019, provides selected updates from the Heritage Health Index of 2004 and assesses the stewardship needs of today's cultural heritage institutions with non-living, tangible, and digital collections. The resulting facts and figures highlight the real need for collections preservation and shine a light on the challenges faced by collecting institutions—most notably, smaller organizations.

## Collecting Institutions: A Breakdown

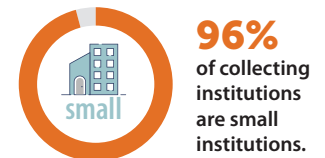
The survey's **1,714 respondents** are representative of the nation's **31,000 collecting institutions**



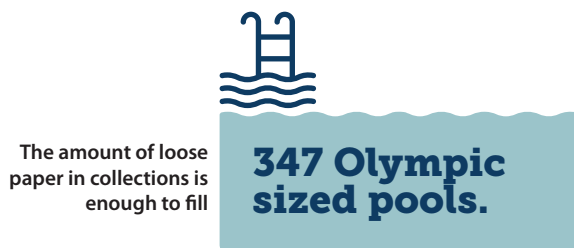
Of institutions with collections,



Our nation's collecting institutions hold more than **13 billion items** from furniture to photos and sheet music to soil samples. All are cataloged, shelved, stored, and protected to varying degrees.



## Damage to Collections



# A Snapshot of Facts & Figures

## Small Organizations Face Challenges

Small institutions are less likely to have **designated personnel** with conservation or preservation responsibilities, than are medium or large sized organizations.



Staffing among types of small institutions varied greatly. **97% of small archives** reported someone was responsible for collections care.



Just **73% of small libraries** had a staff member with these responsibilities.



They are less apt to have **security systems** and tend to lack environmental controls, with the exception of archives.



Small institutions are less likely to conduct **emergency planning.**



**56%** of small historical societies rely solely on **volunteers** for conservation.

## Making Progress

Over a ten-year span, our nation's cultural heritage organizations have:

**Reduced the incidence of damage** from improper storage and light exposure by roughly **30%.**



**Increasingly assigned collections care responsibilities** to personnel, with 86% of institutions reporting in 2014, an 8% improvement over 2004 (78%).

**Conducted more collection assessments:** the 45% of organizations that have done so is a 50% increase from 2004.



Engaged in more **emergency planning:** the number of organizations with emergency plans has more than doubled, from 20% to 42%.



Placed a **greater financial priority** on collections preservation, with the percentage of organizations that provided annual funds for these activities more than doubling from 23% to 49%.



Download the full report at [www.ims.gov/hhis](http://www.ims.gov/hhis).