



If I Could Turn Back Time: Time Capsule Creation & Preservation

Marian Inabinett & Corinne Midgett
High Point Museum

Two Organizations - Two Buildings

YWCA building,
1961
Time capsule put in
cornerstone 1961
Opened October
2020



Chamber of Commerce building, 1963
Time capsule buried 1969
Opened July 2019

Case Study #1: High Point Chamber


Time capsule organized for the 50th Anniversary.

Buried under the slab near an outside door.

Copper chest, soldered at all seams and locked.

No one remembered they had one or where it was.


Full; contents packed in.




Case Study #1: High Point Chamber



Case Study #1: High Point Chamber



Case Study #1: High Point Chamber



Case Study #2: High Point YWCA

Time capsule organized for the new building.

Attached to the back of the cornerstone.



Copper box, soldered at all seams.

No one remembered that they had one, but they were able to figure out where it was.

Box was not “packed.”



Case Study #2: High Point YWCA



Case Study #2: High Point YWCA

HIGH POINT ENTERPRISE

Young Women's Christian Association
1106 North Main Street
High Point, North Carolina

A need exists TODAY!

Yes, a need to alleviate the hardships and over-crowding that exist in our YWCA program today. It is a need brought alarmingly to life by the fact that over 2,000 women and girls are forced to use facilities deemed adequate for a fourth that nearly members in 1940.

Our YWCA was organized in 1920 with 217 members. By 1940 membership had climbed to 646. And, last year we had 2,371 members. During these 59 years of serving High Point, the YWCA has exerted a wholesome influence upon thousands. Yet, because of inadequate facilities, some of these young women were cheated of the full benefits our YWCA should have provided.

With our city growing as it is, Y membership will also grow, and everyone desiring to participate. Our YWCA has an excellent record of serving the women of this community, but as more and more men are added this record will suffer.

This is inevitable!

Unless, of course, we of High Point do our part by providing adequate and modern facilities that will serve the teens, career women and young housewives who look to the YWCA for companionship, leisure time activities, self improvement and spiritual guidance.

Not since 1920 have the people of High Point had the privilege of standing behind so worthy a project. By meeting this goal, we can make the new YWCA possible. By meeting this goal, we can make our contribution to the present and future generations of young Americans.

Sincerely,
Jesse H. Washburn
JESSE H. WASHBURN
General Chairman

Mrs. Willis H. Slane, Sr.
MRS. WILLIS H. SLANE, SR.
Co-Chairman

HONORARY CHAIRMEN: Mrs. Myrtle H. Bartleson—Mrs. R. B. Culler
Mrs. G. E. Hutchison—Mrs. H. A. Miller—Mrs. Alice Paige White

MEMBERSHIP COMMITTEE
Hale McPherson

COMMUNITY LEADERSHIP SPECIAL
Mrs. Edgar H. Sander, Co-Chairman
MEMORIAL SPECIAL
Miss Margaret L. Duggan—Chairman
Miss James W. Clinton

FINANCE
Mrs. Ann Platt, Chairman
ARRANGEMENTS
Mrs. Fred L. W. Billingslee
ALIVING
Miss W. Garland
Mrs. Julia Lutz

CHURCH RELATIONS
Rev. Thomas S. Helgeson

SPEAKERS COMMITTEE
Mrs. S. S. Saunders
Mrs. George W. Dies, Jr.

COUNCIL OF CHURCH WOMEN
Mrs. James P. Armstrong, Chairman
Mrs. Royler Tucker

CAMPAIGN HEADQUARTERS
YOUNG WOMEN'S CHRISTIAN ASSOCIATION
1106 NORTH MAIN STREET
HIGH POINT, NORTH CAROLINA
Telephone 2-3657

THE YOUNG WOMEN'S CHRISTIAN ASSOCIATION
OF HIGH POINT, NORTH CAROLINA

CORDIALLY INVITES YOU TO ATTEND

THE WEEK OF DEDICATION
ADAMS MEMORIAL Y. W. C. A. BUILDING

LAYING OF THE CORNER
DEDICATION SERVICE
ADDRESS BY MRS. J. W. LINDSAY

HIGH POINT ENTERPRISE

NOVEMBER 11, 1959

AT YWCA GROUND BREAKING

Ground Is Broken For New YWCA Plant

City's Fire Loss Total Deducted

Described as "a splendid capstone epitomizing the true spirit of High Point," the new Adams Memorial Y. W. C. A. building was started today.

A new \$200,000 group of nearly 100 Christian Association was started in 1959.

Praises for the many women of the YWCA's history, as well as present leaders and for all who contributed and for all who have contributed to a successful ground breaking ceremony.

Described by the master ceremonies as "real dirt movers," this group of YWCA leaders turns the first dirt for the new building. Left to right are Mrs. J. W. Lindsay, chairman of the building fund campaign.

ing committee Mrs. Charles Reddick, YW President; and Mrs. Willis Slane and the building fund campaign.

Described as "a splendid capstone epitomizing the true spirit of High Point," the new Adams Memorial Y. W. C. A. building was started today.

A new \$200,000 group of nearly 100 Christian Association was started in 1959.

Praises for the many women of the YWCA's history, as well as present leaders and for all who contributed and for all who have contributed to a successful ground breaking ceremony.

Described by the master ceremonies as "real dirt movers," this group of YWCA leaders turns the first dirt for the new building. Left to right are Mrs. J. W. Lindsay, chairman of the building fund campaign.

ing committee Mrs. Charles Reddick, YW President; and Mrs. Willis Slane and the building fund campaign.

Described as "a splendid capstone epitomizing the true spirit of High Point," the new Adams Memorial Y. W. C. A. building was started today.

A new \$200,000 group of nearly 100 Christian Association was started in 1959.

Praises for the many women of the YWCA's history, as well as present leaders and for all who contributed and for all who have contributed to a successful ground breaking ceremony.

Described by the master ceremonies as "real dirt movers," this group of YWCA leaders turns the first dirt for the new building. Left to right are Mrs. J. W. Lindsay, chairman of the building fund campaign.

ing committee Mrs. Charles Reddick, YW President; and Mrs. Willis Slane and the building fund campaign.



Recommendations

- Keep time capsule above ground
- Put time capsule on display
- Note location in official minutes, newspaper articles, etc.
- Include an inventory of the contents
- Include a variety of materials - papers, objects, photos
- Include testimonials, written stories, personal notes from employees, board members, clients, etc.
- Isolate materials in boxes/enclosures when possible



Resources

- Minnesota Historical Society:
<https://www.mnhs.org/preserve/conservation/reports/timecapsule.pdf>
- Smithsonian Museum Conservation Institute:
https://www.si.edu/mci/english/learn_more/taking_care/timecaps.html
- Library of Congress:
<https://www.loc.gov/preservation/resources/educational/timecapsule/index.html>